



CITY OF BARTOW  
**CITY COMMISSION WORKSHOP**  
MONDAY, MAY 4, 2026 AT 5:00 P.M. (EST)  
*OR AS SOON THEREAFTER AS POSSIBLE*  
BARTOW CITY HALL, COMMISSION CHAMBERS  
450 N. WILSON AVE., FL 33830

**AGENDA**

- 1. CALL TO ORDER AND ROLL CALL**
- 2. POLK REGIONAL WATER COOPERATIVE (PRWC) UPDATE – ERIC DEHAVEN,  
PRWC EXECUTIVE DIRECTOR**
- 3. ADJOURNMENT**

Please be advised that if you desire to appeal any decisions made because of the above hearing or meeting, you will need a record of the proceedings and in some cases a verbatim record is required. You must make your own arrangements to produce this record. (Florida Statute 286.0105). The City Commission may continue the public hearing(s) to other dates and times as it deems necessary. Any interested party shall be advised that the date, time, and place of any continuation of these or continued public hearings may be announced during the hearing and that no further notice regarding this matter will be published. If you are a person with a disability who needs any accommodation to participate in this proceeding, you are entitled, at no cost to you, to the provision of certain assistance. Please contact the City Clerk's Office at 450 N. Wilson Avenue, P.O. Box 1069, Bartow, Florida 33831-1069 or phone (863) 534-0100 within 2 working days of your receipt of this meeting notification; if you are hearing or voice impaired, call 1-800-955-8771. Posted at City Hall, Bartow Public Library, the City's website on April 28, 2026.

PAGE INTENTIONALLY LEFT BLANK



# Bartow

## Polk Regional Water Cooperative

May 4, 2026

# PRWC is a regional agency of Polk County and 15 municipal governments

- Identify alternative water supplies (AWS) and projects
- Ensure sustainable water sources
- Determine/Construct infrastructure needs
- Meet future water demands



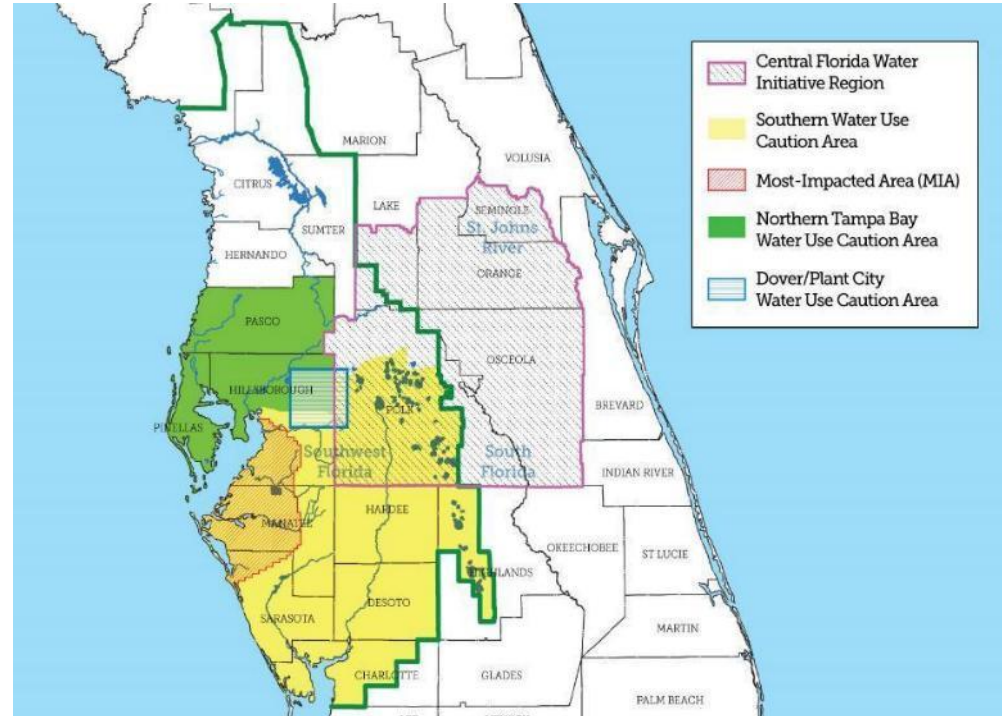
## PRWC Overview

- 2012 - Identified water supply challenge
- 2016 - Formed countywide cooperative (Interlocal Agreement)
- 2018 - Selected and studied 4 AWS projects (Combined Projects)
- 2022 - Implementation of AWS (Implementation Agreements)
- Today - Final design and construction of 2 AWS Projects
- Today - \$200+ million in investments so far
- Today - Funding/finance package in-place
- 2028 - Water available Southeast Project
- 2032 - Water available West Polk Project

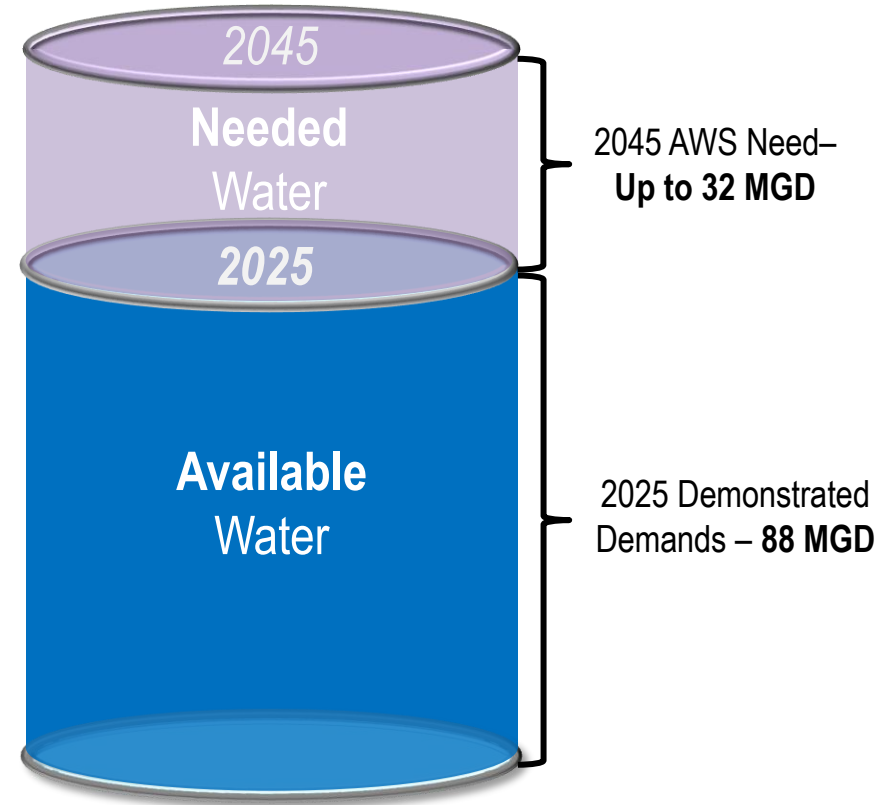
# Polk County Water Supply - Key Drivers



- Regulatory environment influences in Polk County are significant
  - Two water use caution areas
    - Southern Water Use Caution Area
    - **Central Florida Water Initiative (CFWI) Region**
  - CFWI limitations on existing UFA supplies
    - Protect water resources (lakes, rivers, springs, wetlands)
- A high-growth area, water demands expected to grow significantly



- Traditional water sources are now restricted based on environmental harm concerns
- CFWI Rule adopted by Legislature in 2021 restricts UFA use.
- Polk County is projected to need up to 32 **million gallons per day** in “alternative” water supplies to meet 2045 demands.
- Polk County AWS options are limited and expensive.



Central Florida Water Initiative

- Estimated Water Use at end of 2025
  - Approximately 88 MGD
  - **That is all the water we can use from Upper Floridan aquifer for public supply**
- Future water needs to come from Alternative Water Supply (AWS)
- PRWC is constructing two AWS Projects
  - Southeast LFA Wellfield
    - Permitted for 30 MGD
    - Expect 20 MGD
  - West Polk LFA Wellfield
    - Permitted for 10 MGD
    - Expect 10 MGD

WUP NUMBER	UTILITY NAME	2024 Gross Water Use (gpd)	2024 % of Total Gross Use
7119	AUBURNDALE	6,634,297	8.14%
341	BARTOW	3,240,118	3.98%
5750	DAVENPORT	2,211,740	2.71%
5893	DUNDEE	796,199	0.98%
6920	EAGLE LAKE	805,414	0.99%
645	FORT MEADE	639,092	0.78%
5870	FROSTPROOF	433,073	0.53%
8522	HAINES CITY	6,936,097	8.51%
6624	LAKE ALFRED	1,691,123	2.07%
2332	LAKE HAMILTON	418,590	0.51%
4658	LAKE WALES	2,408,470	2.95%
4912	LAKELAND ELECTRIC AND WATER	23,824,657	29.23%
6124	MULBERRY	467,506	0.57%
8468	POLK CITY	441,209	0.54%
6507	Polk County Utilities - CRUSA	1,214,553	23.92%
8054	Polk County Utilities - ERUSA	547,952	
6509	Polk County Utilities - NERUSA	10,164,173	
6505	Polk County Utilities - NWRUSA	3,133,663	
6508	Polk County Utilities - SERUSA	722,202	
6506	Polk County Utilities - SWRUSA	3,713,003	
4607	WINTER HAVEN	11,064,770	13.58%
TOTAL		81,507,901	100%

# Southeast Wellfield – Phase 1

\$572M = Cost for design and construction of treatment facility plus transmission pipelines, land acquisition, injection wells (*January 2026 Business Plan*)

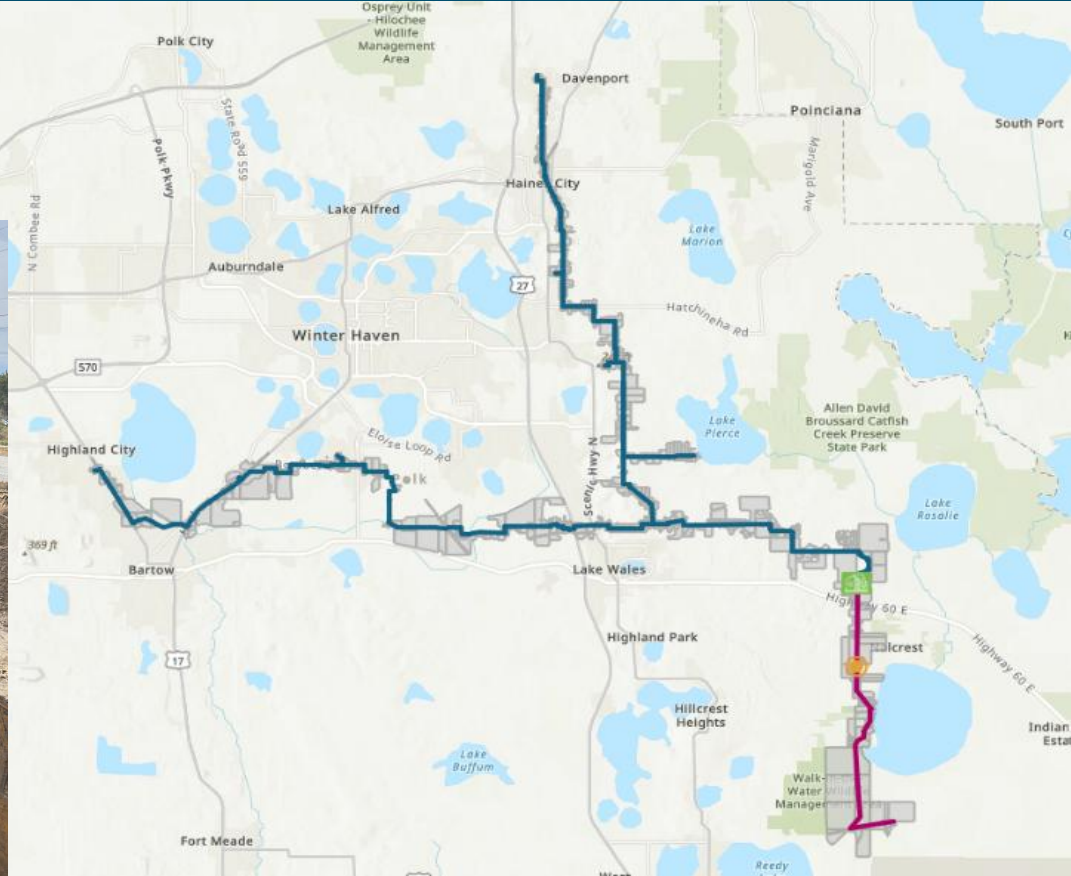


- Permitted for 30 MGD of Drinking Water
- 7.5 MGD of drinking water in 2028 (Phase 1)
  - 16.3 MGD total by 2045
- Desalination by reverse osmosis
- 61 miles finished water transmission main
- 6 miles raw water transmission main
- 5 Lower Floridan aquifer raw water wells
- 1 injection well (8,030 feet deep) w/ second well in consideration
- \$239M in grant funding (42% of total)

Project Members	2045 Water Allotment (MGD)	2045 Water Allotment (%)
Auburndale	1.65	10.12%
Bartow	0.36	2.21%
Davenport	2.72	16.69%
Dundee	0.90	5.52%
Eagle Lake	0.65	3.99%
Haines City	3.5	21.47%
Lake Alfred	1.0	6.13%
Lake Hamilton	0.50	3.07%
Lakeland	0.10	0.61%
Polk County	3.40	20.86%
Winter Haven	1.52	9.32%
<b>Total</b>	<b>16.30</b>	<b>100%</b>

# SE Wellfield – Phase 1

- January 2025: Commence major plant and pipeline construction
- Spring 2028: Substantial completion





**FAST**  
Florida Aerial Services

1-800-723-7425  
©FAST [www.FastAerial.com](http://www.FastAerial.com)

041026-8009



# West Polk Wellfield – Phase 1

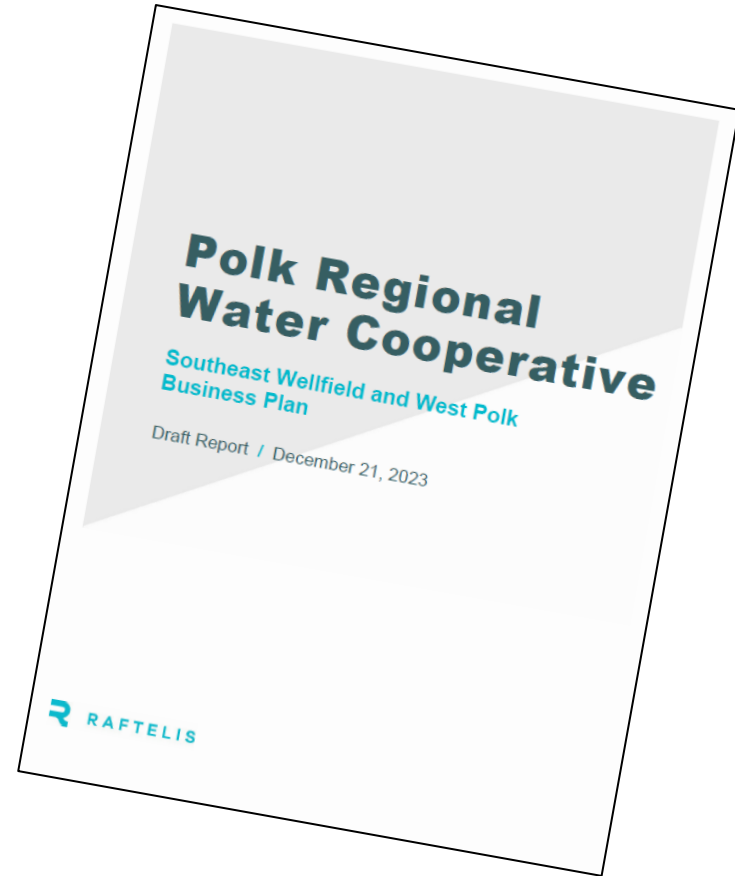
\$221M = Cost for design and construction of treatment facility plus transmission pipelines, land acquisition, injection wells (*January 2026 Business Plan*)

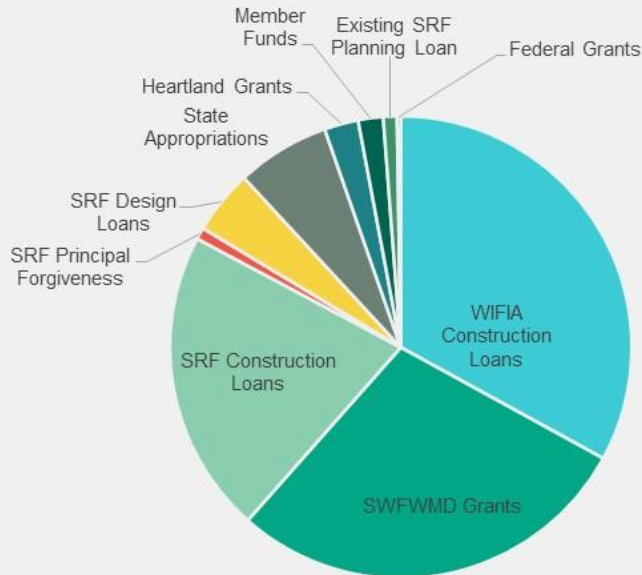
- 10 MGD Permitted Facility/Planned Capacity
- 2.5 MGD of drinking water in 2032 (Phase 1)
  - 7.88 MGD by 2045
- Desalination by reverse osmosis
- < 1 mile transmission
- 4 raw water wells, 1 deep injection well
- Construction commence Late 2029
- Construction Complete 2032
- \$68M grant funding (31%)

Project Members	2045 Water Allotment (MGD)	2045 Water Allotment (%)
Auburndale	0.10	1.269%
Bartow	0.36	4.568%
Lakeland	6.31	80.077%
Polk City	0.03	0.380%
Polk County	0.98	12.436%
Winter Haven	0.10	1.270%
<b>Total</b>	<b>7.88</b>	<b>100%</b>

## Business Plan

- Projects anticipated costs to Members
  - Inclusive of all costs
  - Required of Master Bond Resolution
  - Updated annually
  - Incorporates new planning assumptions
- Provides members ability to plan for costs
  - Updated rate studies
  - Determine member revenue options





Description	Program Costs [*]	Funding Percentage
WIFIA Construction Loans	\$262,520,159	33.0%
SWFWMD Grants	\$227,322,907	28.6%
SRF Construction Loans	\$169,227,487	21.3%
SRF Principal Forgiveness	\$6,538,148	0.8%
SRF Design Loans	\$35,805,303	4.5%
State Appropriations	\$52,013,487	6.5%
Heartland Grants	\$19,016,222	2.4%
Member Funds	\$13,877,415	1.7%
SRF Planning Loan	\$7,664,177	1.0%
Federal Grants	\$2,038,635	0.3%
	<b>\$796,023,939</b>	<b>100.0%</b>

[\*] Amounts comprise all project costs, including debt service reserve fund (DSRF) requirements that qualify as approved WIFIA expenditures.

## Proposed 2026 Business Plan (Dec. 2025) – Preliminary Estimates

Member	2027	2028	2029	2030	2031	2032	2033	2034	2035	2036
Auburndale	\$ 688,479	\$ 1,267,457	\$ 3,567,419	\$ 4,655,837	\$ 4,826,848	\$ 5,000,939	\$ 5,427,189	\$ 5,711,534	\$ 5,947,593	\$ 6,240,270
Bartow	\$ 289,192	\$ 491,652	\$ 993,595	\$ 1,234,342	\$ 1,312,611	\$ 1,649,630	\$ 2,029,000	\$ 2,324,998	\$ 2,408,714	\$ 2,507,852
Davenport	\$ 910,418	\$ 1,761,657	\$ 5,554,402	\$ 7,347,231	\$ 7,608,499	\$ 7,748,938	\$ 8,311,409	\$ 8,665,362	\$ 9,038,041	\$ 9,502,565
Dundee	\$ 334,095	\$ 631,954	\$ 1,886,310	\$ 2,479,256	\$ 2,565,675	\$ 2,612,130	\$ 2,798,168	\$ 2,915,241	\$ 3,038,508	\$ 3,192,152
Eagle Lake	\$ 218,601	\$ 422,116	\$ 1,328,827	\$ 1,757,449	\$ 1,819,938	\$ 1,853,542	\$ 1,988,041	\$ 2,072,691	\$ 2,161,819	\$ 2,272,906
Fort Meade	\$ 7,399	\$ 10,121	\$ 10,171	\$ 10,231	\$ 10,297	\$ 10,365	\$ 10,436	\$ 10,510	\$ 10,587	\$ 10,667
Haines City	\$ 1,259,267	\$ 2,392,039	\$ 7,271,307	\$ 9,577,972	\$ 9,914,488	\$ 10,095,585	\$ 10,819,602	\$ 11,275,400	\$ 11,755,306	\$ 12,353,381
Lake Alfred	\$ 336,104	\$ 648,783	\$ 2,041,818	\$ 2,700,338	\$ 2,796,352	\$ 2,847,988	\$ 3,054,633	\$ 3,184,695	\$ 3,321,637	\$ 3,492,315
Lake Hamilton	\$ 167,502	\$ 324,083	\$ 1,021,735	\$ 1,351,515	\$ 1,399,575	\$ 1,425,409	\$ 1,528,872	\$ 1,593,981	\$ 1,662,534	\$ 1,747,981
Lake Wales	\$ 46,916	\$ 66,642	\$ 66,796	\$ 67,010	\$ 67,257	\$ 67,515	\$ 67,782	\$ 68,060	\$ 68,350	\$ 68,651
Lakeland	\$ 1,492,696	\$ 2,393,964	\$ 2,527,660	\$ 2,649,918	\$ 3,422,188	\$ 9,006,287	\$ 14,368,477	\$ 18,745,426	\$ 19,358,162	\$ 20,031,276
Mulberry	\$ 1,089	\$ 1,125	\$ 1,155	\$ 1,197	\$ 1,246	\$ 1,296	\$ 1,348	\$ 1,402	\$ 1,459	\$ 1,517
Polk City	\$ 6,315	\$ 9,591	\$ 9,558	\$ 9,847	\$ 13,500	\$ 40,009	\$ 65,394	\$ 86,141	\$ 89,023	\$ 92,178
Polk County	\$ 1,825,627	\$ 3,234,599	\$ 7,974,709	\$ 10,225,351	\$ 10,671,688	\$ 11,715,024	\$ 13,249,035	\$ 14,370,664	\$ 14,931,068	\$ 15,615,182
Winter Haven	\$ 695,758	\$ 1,252,709	\$ 3,373,510	\$ 4,377,494	\$ 4,536,613	\$ 4,704,610	\$ 5,104,807	\$ 5,372,976	\$ 5,591,947	\$ 5,863,211
Frost Proof	\$ 973	\$ 1,012	\$ 1,053	\$ 1,096	\$ 1,140	\$ 1,186	\$ 1,233	\$ 1,283	\$ 1,335	\$ 1,388
<b>TOTAL</b>	\$ 8,280,432	\$ 14,909,505	\$ 37,630,027	\$ 48,446,085	\$ 50,967,914	\$ 58,780,452	\$ 68,825,425	\$ 76,400,366	\$ 79,386,082	\$ 82,993,493

Member	Business Plan Projected Payments	Additional Conservation Expenses	Additional Combined Projects	Total FY 2027
Auburndale	\$ 688,479	\$ 5,370	\$ 79,500	\$ 773,350
Bartow	\$ 289,192	\$ 2,624	\$ 77,711	\$ 369,527
Davenport	\$ 910,418	\$ 1,790	\$ 10,399	\$ 922,607
Dundee	\$ 334,095	\$ 648	\$ 25,158	\$ 359,902
Eagle Lake	\$ 218,601	\$ 656	\$ 14,983	\$ 234,241
Fort Meade	\$ 7,399	\$ 518	\$ 4,387	\$ 12,305
Haines City	\$ 1,259,267	\$ 5,621	\$ 57,696	\$ 1,322,585
Lake Alfred	\$ 336,104	\$ 1,077	\$ 19,120	\$ 356,301
Lake Hamilton	\$ 167,502	\$ 340	\$ 447	\$ 168,289
Lake Wales	\$ 46,916	\$ 1,952	\$ 31,961	\$ 80,829
Lakeland	\$ 1,492,696	\$ 19,293	\$ 280,878	\$ 1,792,868
Mulberry	\$ 1,089	\$ -	\$ 6,110	\$ 7,199
Polk City	\$ 6,315	\$ 356	\$ 18,785	\$ 25,456
Polk County	\$ 1,825,627	\$ 15,794	\$ 365,857	\$ 2,207,279
Winter Haven	\$ 695,758	\$ 8,958	\$ 107,007	\$ 811,723
Frost Proof	\$ 973	\$ -	\$ -	\$ 973
<b>TOTAL</b>	<b>\$ 8,280,432</b>	<b>\$ 65,000</b>	<b>\$ 1,100,000</b>	<b>\$ 9,445,432</b>

# Questions?